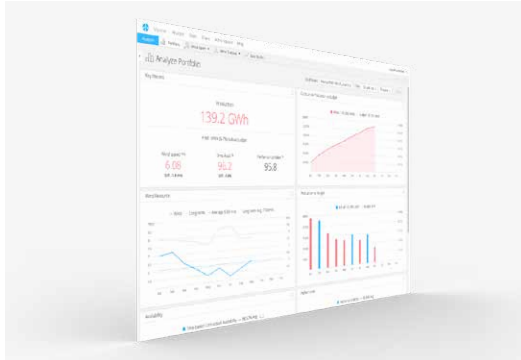


OPERATIONAL MANAGEMENT SERVICES MADE BY GP JOULE.

Tailor-made services for your wind farm.

The new modular spectrum of services - GP JOULE offers customised, reliable services in commercial and technical management. Increase your profits through our experience.



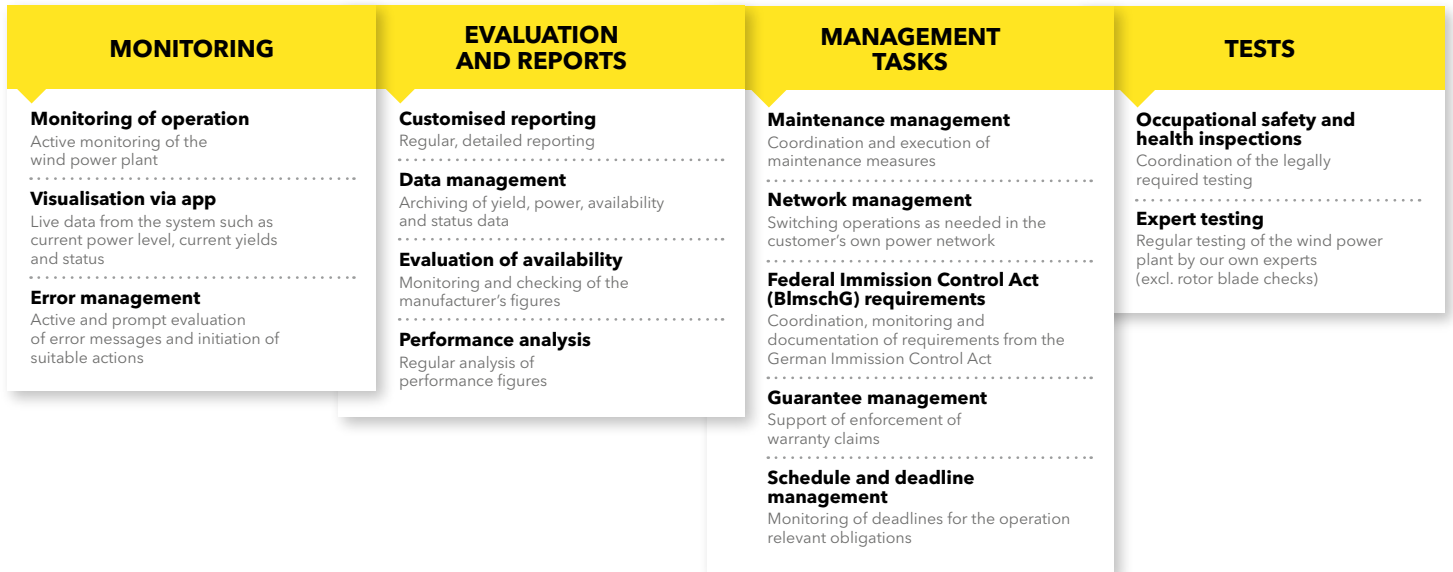
CUSTOMISED SERVICE FOR INDIVIDUAL PROJECTS.

Your wind power systems – operating efficiently and economically.

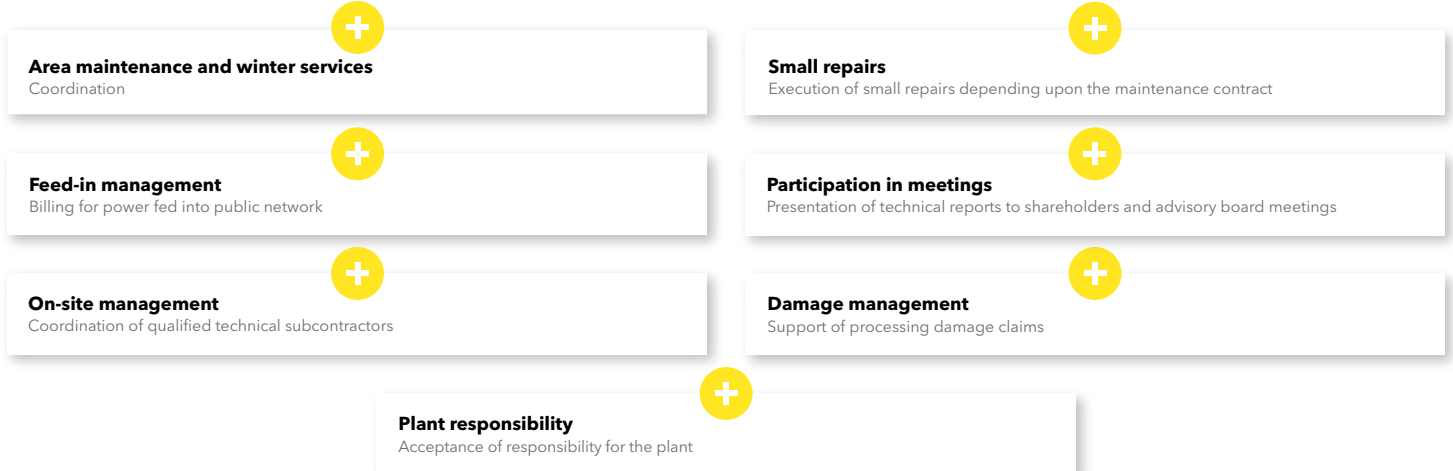
This is what our colleagues aim for as they work closely together in technical and commercial management. As your direct contact, we will support you with all of your technical and commercial questions. We will stand by your side, reliably with all of our experience and right around the clock. GP JOULE offers you a modular system of management

services so that we can stay really customer-focused as we go into your project. You thus only use the services which really make sense for you, and we can more effectively look after optimising the profit made by your systems. Make use of our long years of experience and passion for wind power to benefit your company.

BASIC PACKAGE - Technical management



ADDITIONAL MODULAR SERVICES



BASIC PACKAGE - Commercial management

COMMERCIAL PROCESSING

Financial accounting

Maintaining ongoing accounts including provision of business assessments and current totals and account balance sheets

Invoice controlling

Checking and writing of invoices including the payment processes

MONITORING AND COORDINATION

Management of contracts

Monitoring of rights and obligations from the project's contracts

Interface coordination

Coordination of cooperation with service providers e.g. technical management, direct marketing, banks, insurance policies, network operators

EVALUATION AND REPORTS

Customised reporting

Regular reporting to clients and credit institutes

Liquidity planning

Regular updates of short-term and medium-term liquidity planning

Yield check

Plausibility check and expected/actual comparisons of yield data

Calculation of plans

Regular updates of the company's long-term plans

ADDITIONAL MODULAR SERVICES

Management of limited partners

Commercial management of relevant limited partner data

Organisational support

Supporting shareholder meetings and mailing campaigns

Participation in meetings

Presentation of financial reports to shareholders and advisory board meetings

'Proper management of our plant guarantees economic success for our investors and for the community of Wittbek. We rely on GP JOULE as an experienced and reliable partner and are more than satisfied with that.'

Management board of Bürgerwindpark Wittbek GmbH & Co. KG

BÜRGERWINDPARK WITTBEEK.

A success story.

The Bürgerwindpark Wittbek has been connected to the grid since September 2015 and GP JOULE ensures flawless commercial and technical operation of its four 3 MW class wind turbines.

From left to right: Deputy head of advisory board Arne Brodersen, head of advisory board Gunnar Petersen, general manager Johannes Jürgensen, general manager Jens Adolf Clausen



GP JOULE - THE COMPANY.

GP JOULE is the universal, innovative, authentic and successful partner for all areas of renewable energy.

Thanks to its unique history, the company GP JOULE has a deeply rooted attitude to the environment, which is dominated by respect and an awareness of its responsibility. This is the basis for and also what drives GP JOULE to use the connection between humans and nature in a lucrative manner for both sides.

In line with the motto 'TRUST YOUR ENERGY' and driven by the conviction that 100% renewable energy supply is possible, GP JOULE develops and implements energy and operating concepts over the entire value-creation chain for the promising use of sun, wind and biomass.



Founded in: 2009

Employees: 200

Installed power station capacity since 2003: 600 MW

Divisions: PROJECTS, PRODUCTS & SERVICES, THINK, CONNECT



Scan the code for more **information** about our **management services**.